



SCHOOL PERFORMANCE REPORT

Report Overview

The purpose of this document is to provide information pertaining to the 2022 St Mary's College, Broome year, in accordance with the requirements of The Australian Education Regulation 2013. A variety of headings are utilised to provide meaningful information for the Catholic Education Commission WA and various Government reporting requirements.

General Information

St Mary's College is a Catholic School situated in the Kimberley region of Western Australia. The 2023 student enrolment of 831 students was recorded from Kindergarten to Year 12. The College affirms its own multicultural identity. Maintaining an active commitment to reconciliation, the cultural story of every student and family is affirmed. The school promotes student leadership and encourages students to become independent and responsible individuals. As a Catholic school, Christian values challenge our endeavours to safeguard the uniqueness of each individual, the dignity of our relationships and our commitment to achieving excellence. St Mary's motto 'Listening Hearts' inspires autonomy for the individual to contribute to the creation of an Australian society grounded in Christ's Gospel. Students from beyond Broome can access St Mary's College by enrolling in the Broome Residential College.

Teacher Standards and Qualifications



The qualifications held by the teaching staff members are summarised as follows.

Masters	20
Bachelor Degree	92
Post Graduate Degree	9
Graduate Diploma	17
Diploma	2
Certificate	10

Workforce Composition



The College employed 67 teaching staff and 70 non-teaching staff. Non-teaching staff cover areas such as administration, technicians, teaching assistants and maintenance and grounds. Of our total workforce of 137 employees, 25% are Indigenous.

	Number
Teaching Staff	67
Male	18
Female	49
Non-Teaching Staff	70
Male	19
Female	51
Indigenous Composition	35

Student Attendance



Our student attendance rate for 2023 was 77%. An average rate of attendance in each of the respective year levels is as follows:

Year	% Attendance
Pre-Primary	81
Year 1	83
Year 2	81
Year 3	78
Year 4	83
Year 5	85
Year 6	80
Year 7	70
Year 8	70
Year 9	70
Year 10	63
Year 11	70
Year 12	79

Student attendance at the College is monitored daily across two Campuses. The pastoral care processes ensure contact and appropriate follow-up with parents/carers regarding school absences by both administrative and relevant pastoral care staff (Heads of House) and mentors from our partner organisations, Deadly Sista Girlz and Clontarf Academy staff.

The College manages non-attendance of students by setting and expectation of parental communication regarding absence via telephone call, SMS, email, or written note of the reasons for their son/daughter's absence. If this is not received by the College, parents are prompted via phone call, SMS or (mailed) letter. In cases of chronic absenteeism, the school works with families to at first identify the reasons and then address them.

NAPLAN



NAPLAN is the name of literacy and numeracy tests completed by student in Australia. Students undertake NAPLAN in Years 3, 5, 7, and 9. Students are tested in Standard Australian English and about their knowledge in reading, writing and maths. Questions are written and spoken. The tests become easier or harder subject to how the students are progressing. The information from NAPLAN tests is used by the Australian Government , the State Curriculum Standards Authority and the College as a reference of student achievement against students all over Australia.

Year 3 NAPLAN Data

	St Mary's College	CEWA	State	National
Reading	316	400	395	405
Writing	312	413	409	416
Spelling	307	401	396	404
Grammar	292	403	402	411
Numeracy	313	401	399	407

Year 5 NAPLAN Data

	St Mary's College	CEWA	State	National
Reading	406	495	487	496
Writing	388	484	476	483
Spelling	404	491	486	489
Grammar	398	490	491	497
Numeracy	397	483	482	488

Year 7 NAPLAN Data

	St Mary's College	CEWA	State	National
Reading	378	540	532	536
Writing	382	540	529	534
Spelling	428	545	540	539
Grammar	368	540	537	539
Numeracy	416	544	537	538

Year 9 NAPLAN Data

	St Mary's College	CEWA	State	National
Reading	510	583	573	564
Writing	509	583	570	567
Spelling	521	576	570	568
Grammar	488	569	563	557
Numeracy	498	587	576	568

Parent, Student and Teacher Satisfaction

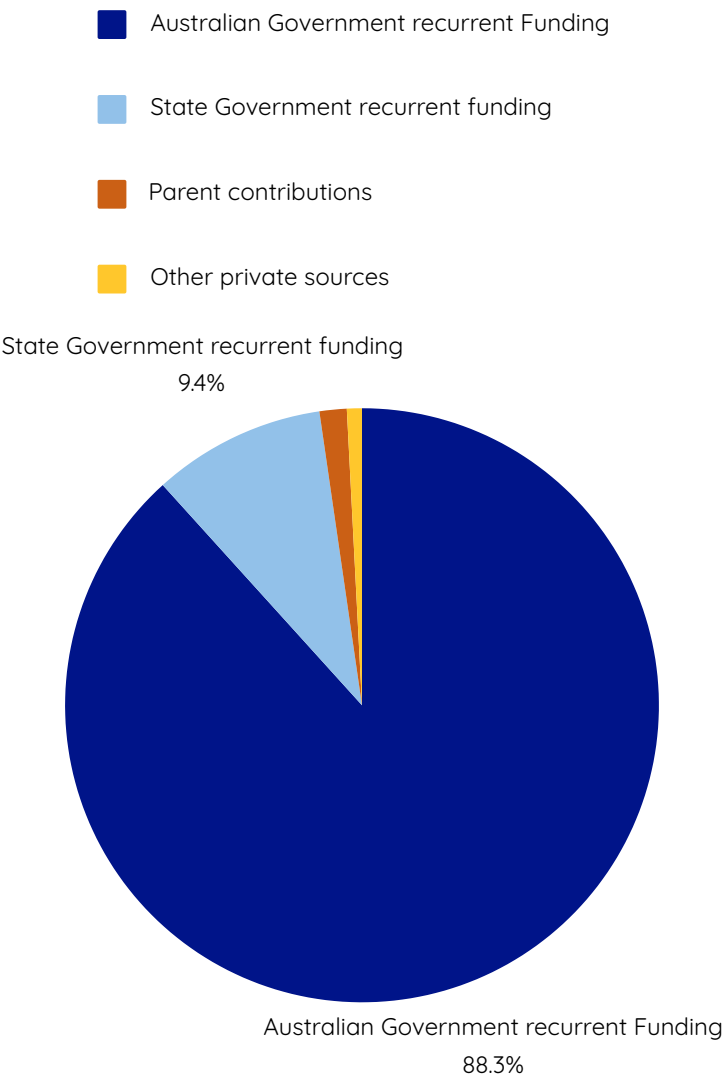


The College is committed to engaging with our College community; parents, students and staff. The College Strategic Plan aligns with the four key elements established by Catholic Education WA – Catholic Identity, Education, Community and Stewardship, and was developed in consultation with our College community.

In the interest of continuous school improvement, the College invited the community to participate in the NSI Partnerships, School Climate Survey, from which the results have contributed to a focussed School Improvement Plan for 2024.

School Income

The total gross income for the school year ending 31 December 2023 was \$24,635,780. Information about the school’s finances is published on the My School Website and is available for public viewing.



Senior Secondary Outcomes



WACE Outcomes

- Number of students eligible = 22
- Number of students achieved WACE = 21



OLNA Achievement

- Number of students achieved Writing = 22
- Number of students achieved Reading = 21
- Number of students achieved Numeracy = 28

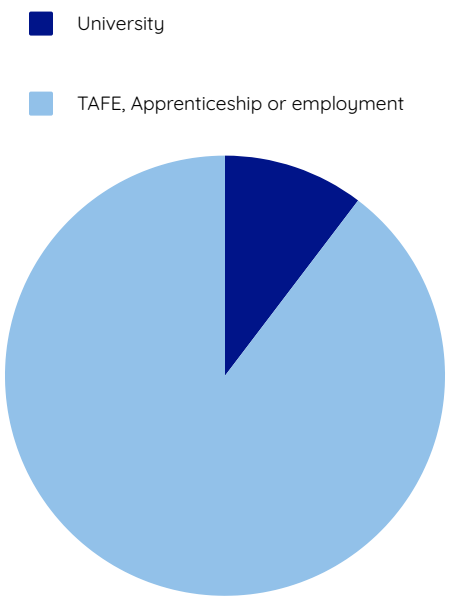


VET Outcomes

- Number of students achieved Certificate II = 23

Post School Destinations

Year 12 student post school destinations.



Annual School Improvement

2023 Catholic School Improvement Plan


STRATEGIC INTENTS 2022 - 2025

Vision, Mission and Values

Our Vision: We are recognised as a place of reconciliation in the way we live and promote social justice.

Our Mission: In partnership with families, we inspire all to learn, be creative and to have a listening heart.

Our Values: Courage, Love Respect, Acceptance, Resilience



Catholic Identity

Goal:

A College community with an optimistic faith, listening heart, and a strong sense of who we are.

Success Indicators:

Increase understanding of the College's context, Faith, Story and Witness, through onboarding processes, and raising cultural competency of all.

Develop a stronger appreciation of the importance of an optimistic Catholic faith. Develop a common understanding of how we look after country and our people as communicated by Pope Francis in Laudato Si.

Education

Goal:

A complete K-12 learning journey with high levels of student achievement.

Success Indicators:

Raise the standards and expectations K-12 through data informed practice and the development of 21st century skill.

Develop a consistent and clear Vision for Learning at each stage of the K-12 journey including the attributes of the St Mary's College Graduate and the attributes of the St Mary's College teacher.

Community

Goal:

Foster a community that is accessible, inclusive, supportive and one that affirms diversity.

Success Indicators:

Maintain and strengthen a college community that is accessible, inclusive, supportive, one that affirms diversity and is culturally safe.

Utilising the CEWA Transforming Lives Strategy & the aspirations of closing the Gap to improve, expand and retain student graduation rates and increasing pathways for success in vocational, tertiary and workplace environments for our graduates.

Stewardship

Goal:

A sustainable College that meets the needs of the St Mary's College community.

Success Indicators:

Utilising the new funding formulae for the College to ensure the future financial stability of the College.

In partnership with CEWA and the St Mary's College community ensure the Capital Development Plan continues to meet the growing needs of the College.

Developing a stronger understanding of risk and compliance.

We will achieve these through a daily focus on the drivers of change in

Engaging Learning Environments

The well-being of students and staff is critical
Learning programs enable student potential and aspirations
Support programs meet student needs
An expert teaching team continues to be recruited and developed through the Professional Growth Program
Fidelity to the PBS Framework k-12

A Connected Community

A culture of welcome and acceptance
A community that affirms diversity
Shared Responsibility for student learning
Regular feedback to families on student performance

A Strong Organisational Culture

An environment that prioritises learning
Financial and operational sustainability
Resourcing that supports the strategic intents
Fidelity to CEWA policy hub

We can measure success when

Our students are faith filled, optimistic, resilient people who are creative and respectful who confidently take their place in the world with 'listening hearts' and will endeavour to make a difference to lives of those they meet.

Our community is welcoming, inclusive and affirms diversity working in partnership with our college to bring out the best in everyone.

Our staff, families and supporters are committed to high expectations in the delivery of the teaching and learning program utilising our PBS framework and through a trauma informed lens that is guided by their support of our Catholic faith.